


E-LINKS DIAMOND BLADES - 11/09

COMMERCIAL RANGE

We specified a high quality utility range of diamond blades to try to give the best balance of affordability and economical performance. In Diamond cutting the cheapest product does not give you the best value and so by specifying a performance rather than a price, we happily spent twice what we could get a "look alike" for to ensure performance. These blades, when used intelligently, can reduce your chasing costs by over 60%. You always have full power, and full depth available, while enjoying 1/2 the dust and 1/2 the vibration.

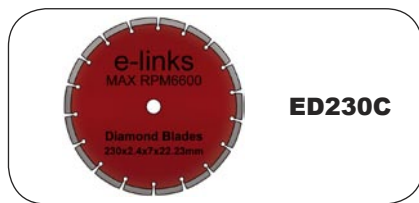
NOTE:

Drycutting, the segmented design is best for cutting as the slots allow for expansion of the blade's rim due to heat. Continues rim should be used lightly if dry cutting. Wetcutting is preferred.



ED115D

ED115D/0094	D.I.Y 115MM 3 PIECE HANGPACK	R89.00
ED115DSE/0094	D.I.Y 115MM 3 PIECE (SEGMENTED ONLY)	R89.00
ED115DTU/0094	D.I.Y 115MM 3 PIECE (TURBO ONLY)	R89.00
ED115DTI/0094	D.I.Y 115MM 3 PIECE (TILE ONLY)	R89.00



ED230C

ED230C/0056	COMMERCIAL 230MM	R110.00
--------------------	-------------------------	----------------

Our most popular blade. A balance between reasonable purchase price and great performance.

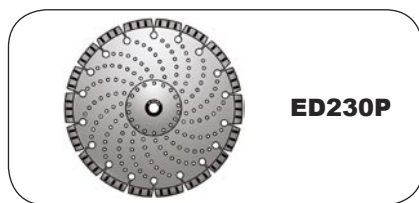
PRO RANGE

The Pro range is the most economical product to use, faster cutting, longer blade life in the long run make this even cheaper to use than the Commercial. More and bigger diamonds make this blade have a wider "envelope" where it excels. There is no blade that can truly do it all. Proper blade choice will improve your efficiency and reduce costs. See the operating hints we have for more details.



ED120P

ED120P/0055	SEGMENTED PRO BLADE(120 MM)	R95.00
--------------------	------------------------------------	---------------



ED230P

ED230P/00541	SEGMENTED PRO BLADE(235 MM)	R249.00
---------------------	------------------------------------	----------------

SPECIALITY BLADES

EDP230G/00942	230mm LOOSE BLADE for green cement	R399.00
EDP350C/00995	350/25MM BLADE for re-enforced concrete	R819.00
EDP350GC/00995	350/25MM BLADE for green Concrete	R819.00
EDP450A/00999	450/30MM BLADE for Asphalt	R1749.00
EDP500G/00999	500/30 MM BLADE for Granite	R1749.00
EDH50X450/00992	50X450 HOLES AW M	R525.00
EDH115X450/00594	115X450 HOLES AW M	R869.00

Some hints on operating:

- ☺ Smooth, steady cutting, advancing to full required depth in one pass
- ☺ Avoid excessive twisting in cut
- ☺ Give your grinder a rest, as continuous full power cutting for +20 min. can be terminal on grinders
- ☺ Your grinder and blades are valuable - don't drop or mishandle
- ☺ Establish a solid, safe, work area before starting
- ☺ Diamond typically cuts 4 x as fast in mixed materials (re-inforced concrete)

Watch out!

- ☺ Excessive force will cause excessive heating and cause blade to warp and wobble (parameter of blade getting bigger)
- ☺ If speed of cut drops - usually caused by "resin" clogging cutting edge (common in granite and some other stones) Diamond can't reach material to cut it. SOLUTION - Either "dress" your edge on a clay brick, you will feel cut speed increase as the resin wears off, or switch to disposables. The breaking / wearing of the edge keeps a clean face on stone
- ☺ Look at the exit of cut to see if any liquid is present. Dry cuts are good - any resin can be bad news